








BSS PS-8810 Scenes v3 Module Application Guide

Description

This module allows an Ethernet-equipped Crestron 2-series processor to recall scenes on a BSS PS-8810 via UDP/IP communications.

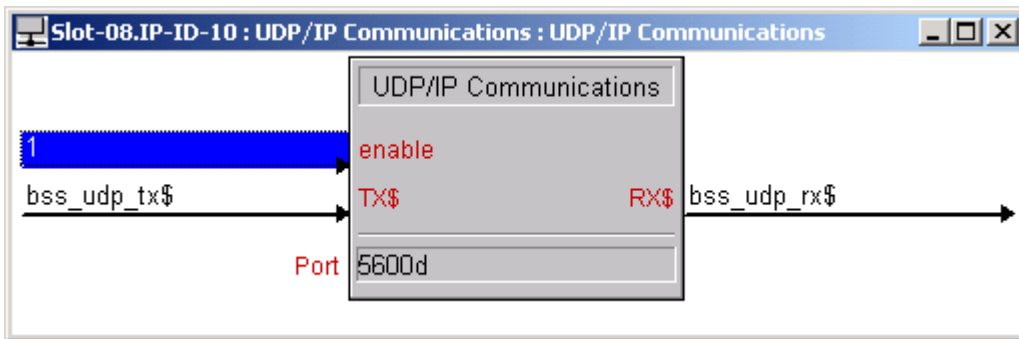
| Compatibility | | | Processor Requirements | |
|--|--|---|---|--|
|  2-Series Compatible |  NOT CNMSX Compatible |  NOT System Builder Compatible |  Ethernet REQUIRED |  Compact Flash NOT NEEDED |

Ethernet Configuration Information

It is strongly suggested that you load the supplied demonstration program and touchpanel to gain an understanding of the application of the module before you attempt to implement the module in your own program.

You will have to enter information in three different places in your program in order for the module to function. Under **System Views** drop a **UDP/IP Client** onto your Ethernet Slot. Now double click on the Client and select the **IP Net Address** tab. Enter the **Host Name** or **IP Address** of your BSS PS-8810 mixer.

Return to the **Program View** and open the **Client** you just inserted. To keep implementation simple, please use the same signal names used in our demonstration program. Your Client with signal names should look like this:



Now launch a second instance of SIMPL Windows and open the program BSS PS-8810 Demo v1.smw. If the program you are writing is in the same directory as the demo program, you can simply copy and paste the module(s) you want with all of its signal names from the demo program into your program. Otherwise, you will need to copy the module and all of its SIMPL+ modules into your project directory first.

You will now need to set up the address of the mixer you would like to recall scenes on using the parameter field.

Module Application

Note: We were not able to find a control point for a "mute" function for the crosspoint. Therefore, the mute function on this module sets the volume to OFF.

There is no unsolicited feedback provided by the mixer. If you are allowing control from another interface besides the Crestron processor, such as the logic connections or IQwic software, and you need the feedback of the module to be accurate, you will have to set up a polling cycle. If the Crestron is the only point of control, you can poll once at startup only.

When the IQWic software is open additional broadcast packets are sent on the CobraNet network. The processor will generate an "Error: ReadData: Unable to find driver node to match address" message in Viewport and in the error log. This message does not impact the functionality of the module or processor.

Signal and Parameter Descriptions

Bracketed signals such as "[signal_name]" are optional signals

DIGITAL INPUTS

recall_scene_x pulse to recall the desired scene

SERIAL OUTPUTS

bss_udp_tx\$ tie to tx\$ of UDP/IP client (if you have multiple modules controlling the mixer, it is recommended to run all of the signals through a cat\$ and then to the tx\$ port)

PARAMETERS

Address..... enter the desired mixers IQ Address in decimal format

Support

This module is supported by ControlWorks Consulting, LLC. Should you need support for this module please email support@controlworks.com or call us at 440-449-1100. ControlWorks normal office hours are 9 AM to 5 PM Eastern, Monday through Friday, excluding holidays.

Before calling for support, please ensure that you have loaded and tested operation using the included demonstration program and touchpanel(s) to ensure that you understand the correct operation of the module. It may be difficult for ControlWorks to provide support until the demonstration program is loaded.

Updates, when available, are automatically distributed via Email notification to the address entered when the module was purchased. In addition, updates may be obtained using your username and password at <http://www.thecontrolworks.com/customerlogin.aspx>.

Distribution Package Contents

The distribution package for this module should include:

| | |
|--|---|
| BSS PS-8810 Limits v1.usp | SIMPL+ file used within the volume control modules |
| BSS PS-8810 Limits v1.ush | SIMPL+ header file |
| BSS PS-8810 Scenes v3.umc..... | Crestron user module for scene control |
| BSS PS-8810 Presets v3.umc | Crestron user module for preset control |
| BSS PS-8810 Logic Input v3.umc..... | Crestron user module for monitoring logic inputs |
| BSS PS-8810 Logic Output v3.umc..... | Crestron user module to monitor/control logic outputs |
| BSS PS-8810 Output Volume v3.umc..... | Crestron user module for output volume control |
| BSS PS-8810 Input Volume v3.umc..... | Crestron user module for input volume control |
| BSS PS-8810 Crosspoint Volume v3.umc..... | Crestron user module for crosspoint volume control |
| BSS PS-8810 Demo TPS-4500 v3.vtp | Demo touchpanel for TPS-4500 touchpanel |
| BSS PS-8810 Demo TPS-4500 v3.vtz..... | Compiled demo touchpanel |
| BSS PS-8810 Demo v3.smw..... | Demo program for PRO2 processor |
| BSS PS-8810 Demo v3.spz | Compiled demo program |
| BSS PS-8810 Scenes Help v3.pdf | Help file for scene module |
| BSS PS-8810 Presets Help v3.pdf..... | Help file for presets module |
| BSS PS-8810 Logic Input Help v3.pdf | Help file for logic inputs module |
| BSS PS-8810 Logic Output Help v3.pdf | Help file for logic outputs module |
| BSS PS-8810 Input Volume Help v3.pdf..... | Help file for input volume module |
| BSS PS-8810 Crosspoint Volume Help v3.pdf..... | Help file for crosspoint volume module |
| BSS PS-8810 Output Volume Help v3.pdf..... | Help file for output volume module |

Revision History

v3 tom@controlworks.com 2006.01.17

Added CobraNet audio inputs as selectable inputs for crosspoint volume module

v2 tom@controlworks.com 2006.01.13

Added analog output with dB value for all volume control modules

v1 tom@controlworks.com 2005.12.17

First release

Development Environment

This module version was developed on the following hardware and software. Different versions of hardware or software may or may not operate properly. If you have questions, please contact us.

Hardware

Crestron PRO2 Processor v3.137
Crestron TPS-4500 Touchpanel v2.002
BSS PS-8810C Mixer v3.10

Software

Crestron SIMPL Windows Version 2.06.20
Crestron Vision Tools Pro-e Version 3.4.2.9
Crestron Database Version 17.5.1
Crestron Symbol Library Version 360
Crestron Device Library Version 360

ControlWorks Consulting, LLC Module License Agreement

Definitions:

ControlWorks, *We*, and *Us* refer to ControlWorks Consulting, LLC, with headquarters located at 701 Beta Drive, Suite 22 Mayfield Village, Ohio 44143-2330. *You* and *Dealer* refer to the entity purchasing the module. *Client* and *End User* refer to the person or entity for whom the Crestron hardware is being installed and/or will utilize the installed system. *System* refers to all components described herein as well as other components, services, or utilities required to achieve the functionality described herein. *Module* refers to files required to implement the functionality provided by the module and may include source files with extensions such as UMC, USP, SMW and VTP. *Demo Program* refers to a group of files used to demonstrate the capabilities of the Module, for example a SIMPL Windows program and VisionTools Touchpanel file(s) illustrating the use of the Module but not including the Module. *Software* refers to the Module and the Demo Program.

Disclaimer of Warranties

ControlWorks Consulting, LLC software is licensed to You as is. You, the consumer, bear the entire risk relating to the quality and performance of the Software. In no event will ControlWorks Consulting, LLC be liable for direct, indirect, incidental or consequential damages resulting from any defect in the Software, even if ControlWorks Consulting, LLC had reason to know of the possibility of such damage. If the Software proves to have defects, You and not Us must assume the cost of any necessary service or repair resulting from such defects.

Provision of Support

We provide limited levels of technical support only for the most recent version of the Module as determined by Us. We do not provide support for previous version of the module, modifications to the module not made by Us, to persons who have not purchased the module from Us. In addition, we may decline to provide support if the Demo Program has not been utilized. We may withdraw a module from sale and discontinue providing support at any time and for any reason, including, for example, if the equipment for which the Module is written is discontinued or substantially modified. The remainder of your rights and obligations pursuant to this license will not be affected should ControlWorks discontinue support for a module.

Modification of Software

You may not decrypt (if encrypted), reverse engineer, modify, translate, disassemble, or de-compile the Module in whole or part. You may modify the Demo Program. In no event will ControlWorks Consulting, LLC be liable for direct, indirect, incidental or consequential damages resulting from You modifying the Software in any manner.

Indemnification/Hold Harmless

ControlWorks, in its sole and absolute discretion may refuse to provide support for the application of the Module in such a manner that We feel has the potential for property damage, or physical injury to any person. Dealer shall indemnify and hold harmless ControlWorks Consulting LLC, its employees, agents, and owners from any and all liability, including direct, indirect, and consequential damages, including but not limited to personal injury, property damage, or lost profits which may result from the operation of a program containing a ControlWorks Consulting, LLC Module or any component thereof.

License Grant

Software authored by ControlWorks remains the property of ControlWorks. ControlWorks grants You the non-exclusive, non-transferable, perpetual license to use the Software authored by ControlWorks as a component of Systems programmed by You. This Software is the intellectual property of ControlWorks Consulting, LLC and is protected by law, including United States and International copyright laws. This Software and the accompanying license may not be transferred, resold, or assigned to other persons, organizations or other Crestron Dealers via any means.

The use of this software indicates acceptance of the terms of this agreement.

Copyright (C) 2009 ControlWorks Consulting, LLC All Rights Reserved – Use Subject to License.
US Government Restricted Rights. Use, duplication or disclosure by the Government is subject to restrictions set forth in subparagraphs (a)-(d) of FAR 52.227-19.